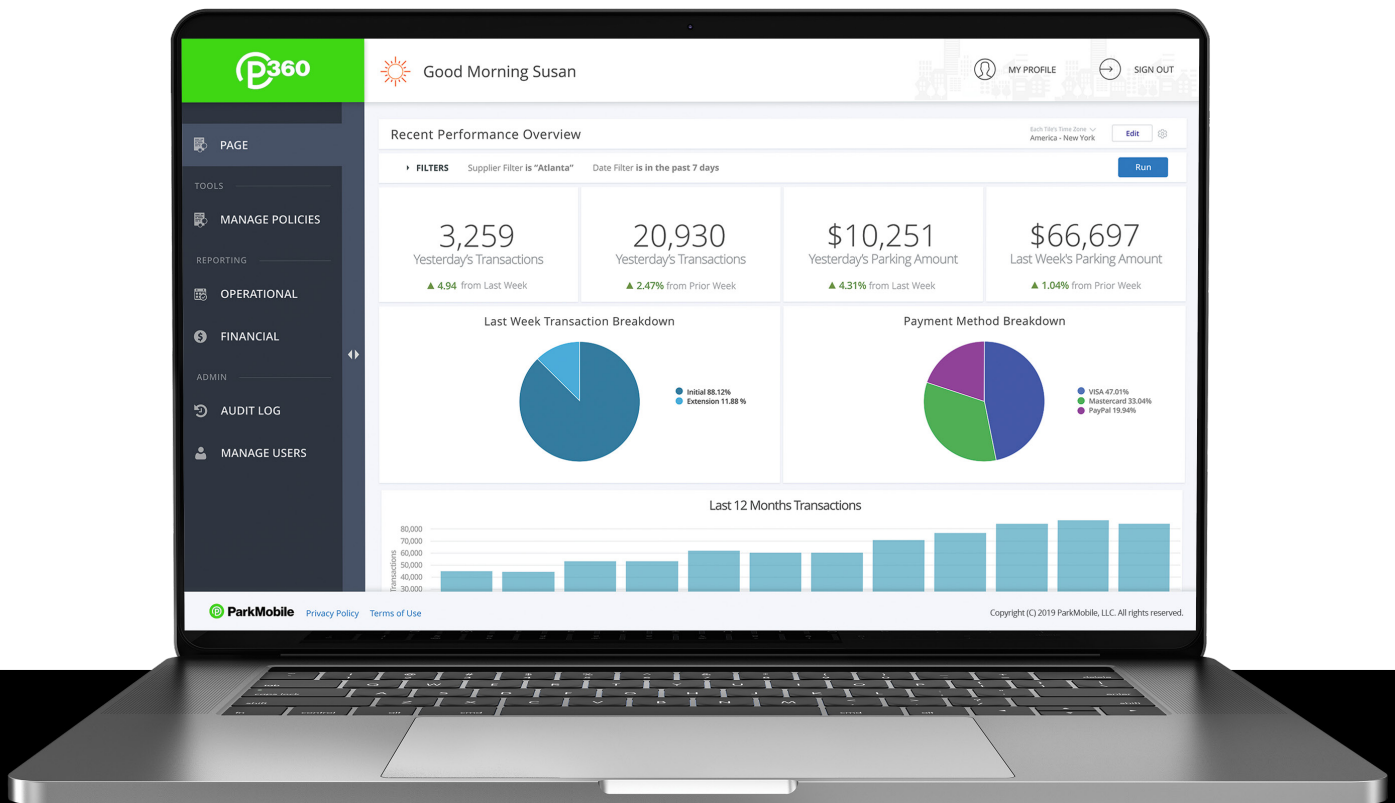




Reporting and Analytics for Your Parking Operation



View Dashboards | Analyze Results | Monitor Trends | Schedule Reports



ParkMobile 360 Reporting

ParkMobile 360 puts powerful data in your hands. Easily track transactions and revenue as well as payment methods, historical trends, and performance for individual zones. ParkMobile 360 Reporting provides everything you need to stay up-to-date on your operation so that you are maximizing revenue potential and monitoring any possible issues. Our solution gives you a smarter way to run your parking operation.

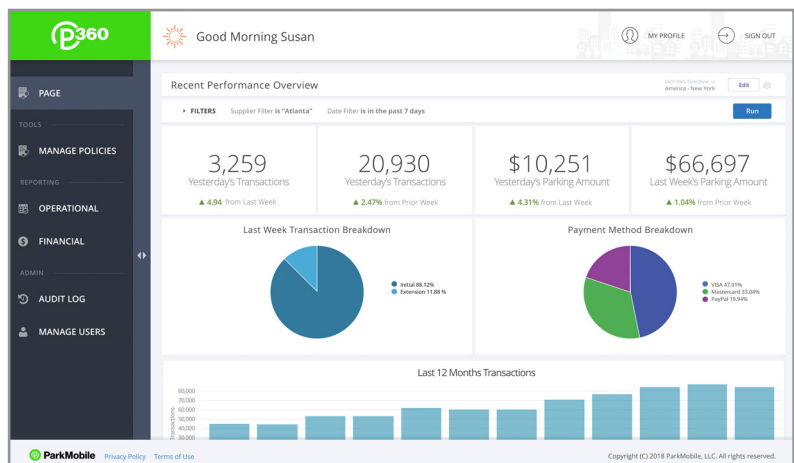
ParkMobile 360 Reporting Includes:

- ✓ New User Setup
- ✓ Manage Permissions
- ✓ Transaction Volume
- ✓ Transaction Type (Initial vs. Extension)
- ✓ Parking Revenue
- ✓ Payment Methods Used
- ✓ Individual Zone Performance
- ✓ Historical Trends

Features

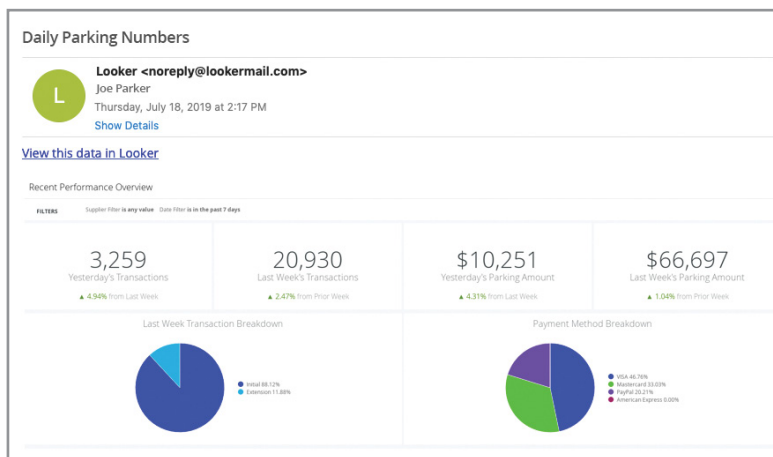
EASY-TO-READ DASHBOARD VIEW

Don't get stuck in "Excel Hell." With ParkMobile 360 Reporting, your data is delivered in an attractive, easy-to-read format with charts and graphs for monitoring trends and drawing insights.



SCHEDULED REPORTS DELIVERED TO YOUR INBOX

ParkMobile 360 Reporting gives you the ability to distribute the right information to the right people by scheduling daily, weekly, or monthly reporting emails to select members in your organization.



FILTER BY DATE AND SUPPLIER

ParkMobile 360 gives you the ability to filter data by date range and supplier, making it easy to pull the data you want to see and compare historical trends.

The screenshot shows a dashboard titled "Good Morning Susan" with a "Recent Performance Overview" section. Under the "FILTERS" dropdown, there are two filter options: "Supplier Filter" set to "is equal to" with a value of "Atlanta" and a plus sign, and "Date Filter" set to "is in the past" with a value of "7" days and a plus sign.

DOWNLOAD DATA IN MULTIPLE FORMATS

With ParkMobile 360, you can quickly and easily download your data in the format that best meets your needs. Downloads are available in .xls, .csv, and .pdf formats.

The screenshot shows a data tile titled "Each Tile's Time Zone" with a dropdown menu open. The menu options are: "Download as PDF..." (with a download icon), "Download as CSVs", "Send" (with a share icon), and "Schedule" (with a calendar icon). The background shows a large number "51" and the text "Amount" and "Last Weeks Parking Amount".

Our Partners ♥ ParkMobile

“

I really like the flexibility and the forethought that went into the creation of PM360. The program is extremely intuitive and is especially useful for special event rates.”

Dominic Giacobbe
Parkway Corporation



”

ParkMobile 360 has given our staff the flexibility and confidence to manage parking rates and times exactly when and how we need to for our community. We wish all our parking systems were as incredibly user-friendly and dynamic as ParkMobile 360.”

Meg McGurk
Town of Chapel Hill



Awards & Accolades

500™

Technology Fast 500
2018 NORTH AMERICA
Deloitte.



The Atlanta
Journal-Constitution

Inc.
5000



GEORGIA'S TOP
10
INNOVATIVE
COMPANIES 2019



ParkMobile.io (770) 818-9036 1100 Spring Street NW, Ste. 200, Atlanta, GA 30309

©2019 ParkMobile, LLC. All trademarks are property of their respective owners. All rights reserved.

PM-360-RPT-WEB-073119